

# AWbunkers

new “strong points” for re-thinking/re-using the atlantic wall



workshop2DA'07whattodo

# FIRST WEEK

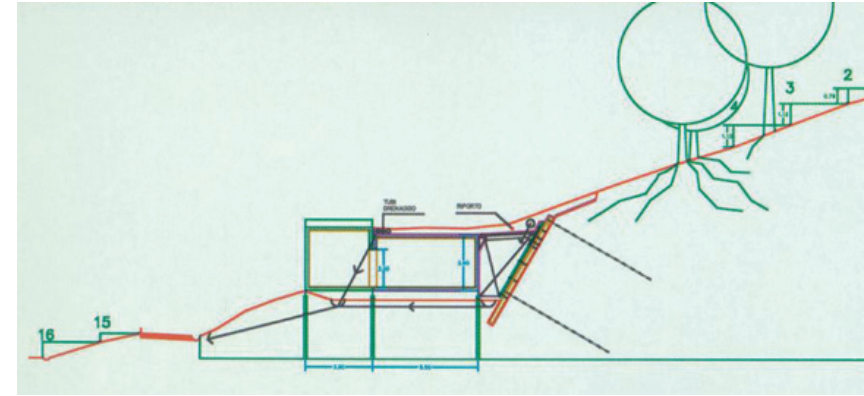
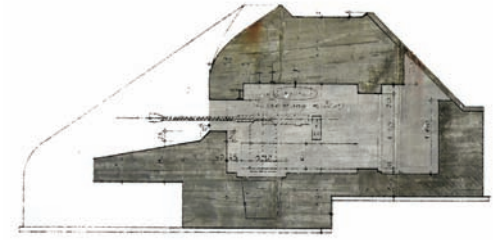
get-in-touch

## > RE-PRESENTING THE OBJECT

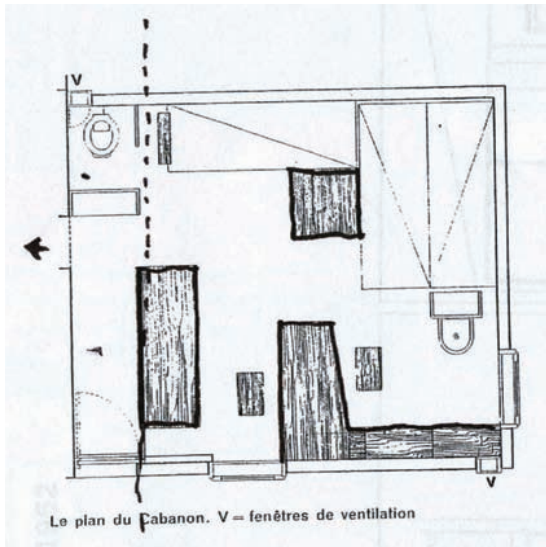
- a) through drawings: expressive drawings representing materiality/material; form; volume; mass; weight; sun-light interaction; etc.;
- b) through diagrams: representing the “viewing” activity
- c) through maquette: of the object; of the shape; of the emptiness; of the inner space.

## > COLLECTING CASE-STUDIES

[what has been done so far]



## SECOND WEEK approaching the the task/concept



### > DEVELOPING AND INTERPRETING THE BRIEF

- a) global design: one-day guest-room in one-material [woodpanels> i.e.: "nordpan"];
- b) local-design: defining implementation/new infrastructure for the area [leisure, sport, amusement, stc.]. see:[www.atlanticwall.polimi.it](http://www.atlanticwall.polimi.it)



# THIRD WEEK

approaching the  
the task/concept

## > VERIFYING IDEAS/CONCEPTS

a) using drawings, maquette, diagramms,  
scenarios, etc. try to verify design ideas/concepts



**ART  
INTERVENTION**  
MICHAEL ELMGREEN  
INGAR DRAGSET  
HENRIK OLESEN  
OLAFUR  
ELIASSON  
LARS RAMBERG  
**INSTALLATION**


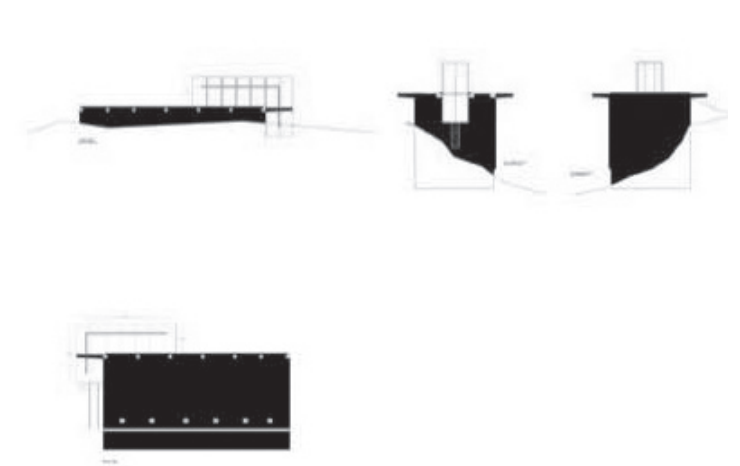
**PERFOR-  
MANCE**  
SASCHA WALTZ  
TONE AVENSTROUP  
TAKAO KAWAGUCHI

# FOURTH WEEK

## the choice is done

### > DETAILING

a) using drawings, maquette, diagramms, scenarios, etc. detail every single part of the project.



# FIFTH WEEK

packaging the product

## > DELIVERING

a) using drawings, maquette, diagramms, scenarios, etc. every group will develop & edit its own presentation for the delivering date.



sequenceofpossibilities >

[www.lablog.org.uk](http://www.lablog.org.uk)